

TOTSKA OLESIA, Doctor of Economic Sciences,
 Full Professor, Professor at the Department of Management,
Lesya Ukrainka Volyn National University, Lutsk,
 Associate researcher,
French Research Center in Humanities and Social Sciences CEFRES,
UAR 3138 CNRS–MEAE, Prague

ONLINE SOURCES OF INFORMATION ON UKRAINE'S FOREIGN TRADE WITH THE EUROPEAN UNION

To analyze, monitor, and forecast Ukraine's foreign economic activity, including trade in goods and services with the European Union, interested parties can use information from a number of websites. Let's consider the following online sources of information and the indicators they offer in more detail.

The *State Statistics Service of Ukraine* on its website <https://www.ukrstat.gov.ua/> in the "Statistical Information" section contains a subsection "Foreign Economic Activity" (Fig. 1).

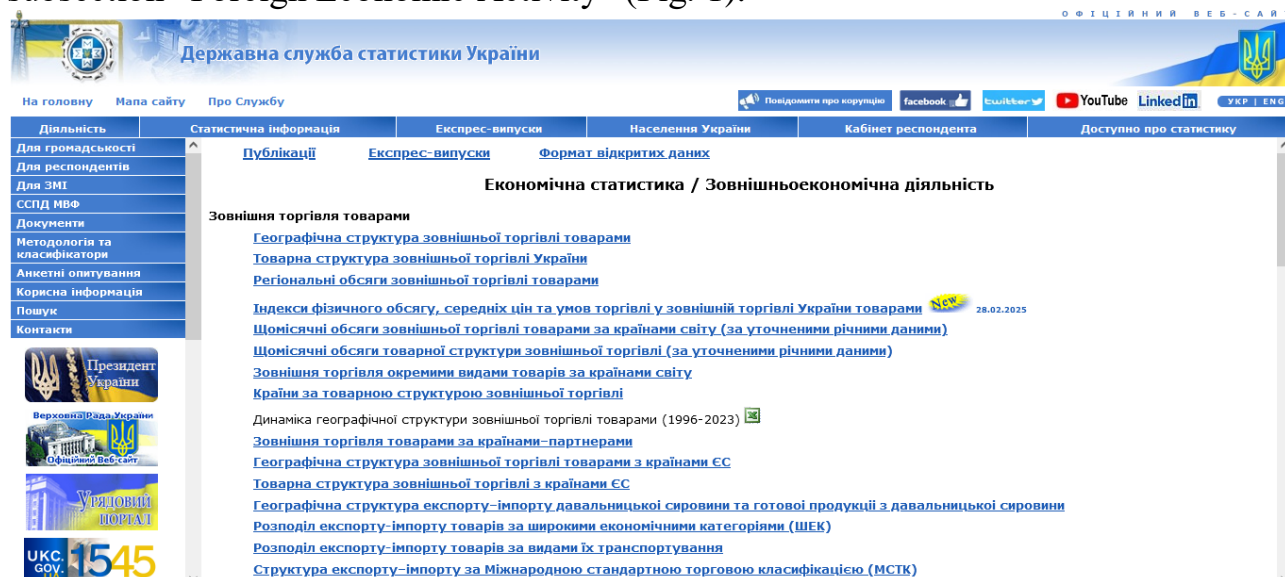


Fig. 1. Website of the State Statistics Service of Ukraine

Source: [1].

Here you can find the following information:

- 1) geographical structure of foreign trade in goods with EU countries (2004–2024): exports, imports (thousands of US dollars; in % to the previous year) and balance (thousands of US dollars) by EU countries and together;
- 2) commodity structure of foreign trade with EU countries (2019–2024): exports, imports by goods (thousands of US dollars; in % to the previous year; in % to the total volume);
- 3) geographical structure of foreign trade in services with EU countries (2013–2021): exports, imports (thousands of US dollars; in % to the previous year) and balance (thousands of US dollars) by EU countries and together;
- 4) structure of foreign trade in services (by type) with EU countries (2021–



2023): exports, imports (thousands of US dollars; in % to the previous year; in % to the total volume) and balance (thousands of US dollars) by services [1].

The *State Customs Service of Ukraine* on the official website <https://customs.gov.ua/> in the section “Customs Statistics” contains a BI-system (from the English Business Intelligence – business analytics), where you can interactively familiarize yourself with the indicators of Ukraine’s foreign trade (trade turnover, exports, imports, balance), by selecting the currency, year, quarter, month, partner country, country of origin of the goods, partner region, customs, customs post, transport, and also by specifying the goods (group, position, subposition, category, subcategory) [2]. This is shown in Fig. 2.

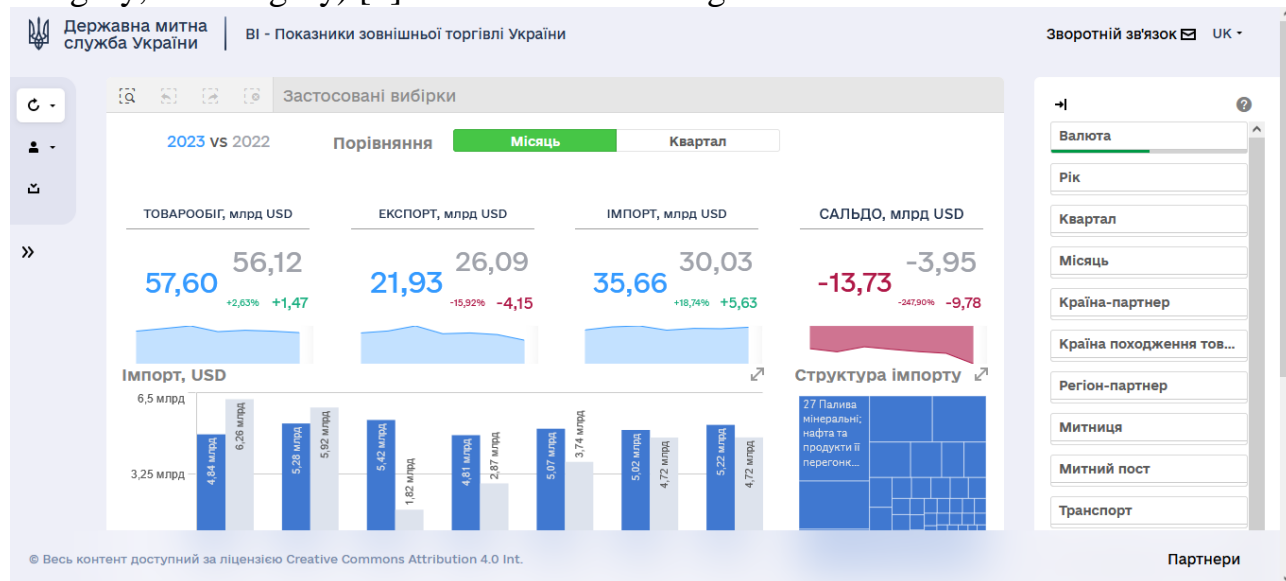


Fig. 2. Website of the State Customs Service of Ukraine

Source: [2].

The site also provides information materials on the state of foreign trade in goods, including with the EU (million USD).

The statistical organization of the European Commission *Eurostat* has posted a database in the form of a navigation tree on its website <https://ec.europa.eu/eurostat/data/database> (Fig. 3), where you can find the following indicators:

- Extra-EU trade by partner (including Ukraine) for 2014–2023: trade balance, exports, imports (ECU/EURO), import share, export share (%);
- Extra-EU trade of food, drinks and tobacco (Standard international trade classification (SITC) 0+1) by partner;
- Extra-EU trade of raw materials (SITC 2+4) by partner;
- Extra-EU trade of mineral fuels, lubricants and related materials (SITC 3) by partner;
- Extra-EU trade of chemicals and related products (SITC 5) by partner;
- Extra-EU trade of other manufactured goods (SITC 6+8) by partner;
- Extra-EU trade of machinery and transport equipment (SITC 7) by partner [3].



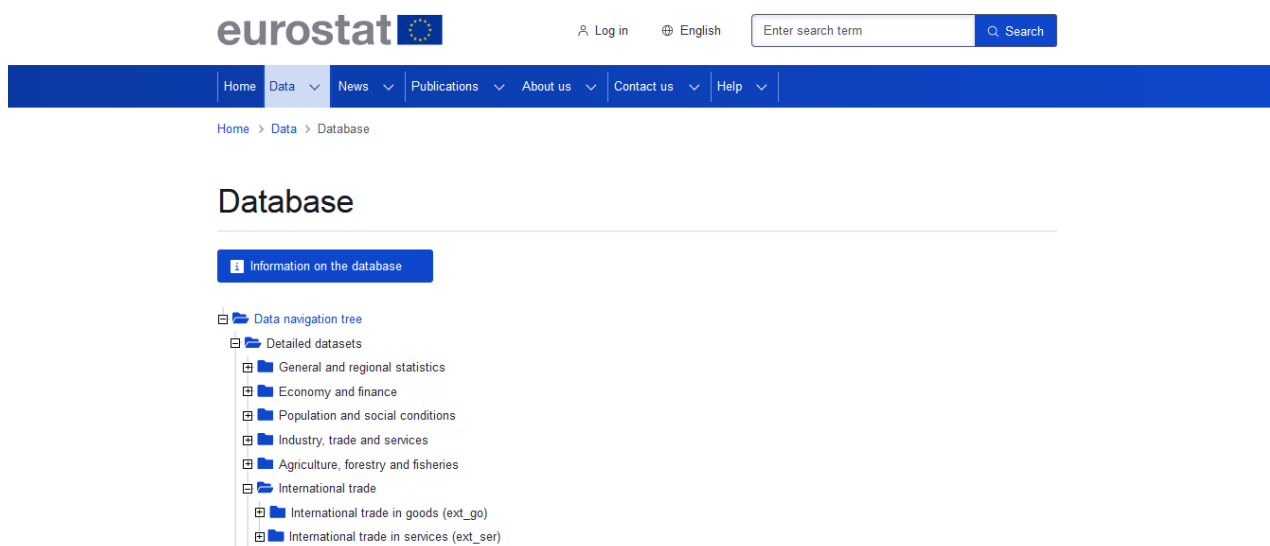


Fig. 3. Eurostat website
 Source: [3].

The *Office for the Development of Entrepreneurship and Exports* has posted several interactive information panels on the website <https://business.dia.gov.ua/analytics?showMode=ukraine>: a dashboard on the export and import of Ukrainian goods; a dashboard on the export of Ukrainian organic products; a dashboard on the export of agricultural crops. More information about their content can be found in [4].

So, on the websites of the State Statistics Service of Ukraine, the State Customs Service of Ukraine, Eurostat and the Office for the Development of Entrepreneurship and Export, you can find statistical data on Ukraine's foreign trade with the EU.

Funding. The publication was carried out as part of the study “Foreign economic cooperation of Ukraine and EU countries: *modern* trends”, which is funded by a non-residential scholarship from CEFRES for Ukrainian researchers in humanities and social sciences.

List of sources used:

1. Economic statistics / Foreign economic activity. *State Statistics Service of Ukraine*: website. URL: <https://www.ukrstat.gov.ua/> (access date: 11.03.2025).
2. Customs statistics. *State Customs Service of Ukraine*: website. URL: <https://customs.gov.ua/> (access date: 11.03.2025).
3. Database. *Eurostat*: website. URL: <https://ec.europa.eu/eurostat/data/database> (accessed: 12.03.2025).
4. Totska O. L. Dashbordy yak zasib operatyvnoho informuvannia vitchyznianskykh eksporteriv [Dashboards as a means of prompt information for domestic exporters]. *Modernization of the economy in the context of innovative development of modern society*: materials of reports of participants of the All-Ukrainian scientific-practical conference, November 16–17, 2023 / editor-in-chief L. M. Horbach. Lutsk: Vyacheslav Lipinski Institute of Volyn, JSC «MAUP», 2023. P. 146–149. URL: https://evnuir.vnu.edu.ua/bitstream/123456789/23118/1/thesis_84.pdf (In Ukrainian) (accessed: 12.03.2025).

